

Schlumberger

<u>Title:</u>	Decline Shipment Tender BPP
<u>Transaction:</u>	NA
<u>System:</u>	OTM

Purpose

Use this procedure to decline tender into OTM, if carrier can't manage the transport.

Please note that this training document uses sample training data and/or examples for demonstration purposes. In the production system you are using, you must enter/select the value(s) appropriate for your particular scenario where indicated.

Trigger

When a carrier receives a tender request via Email they need to log into OTM system to accept/reject the tender.

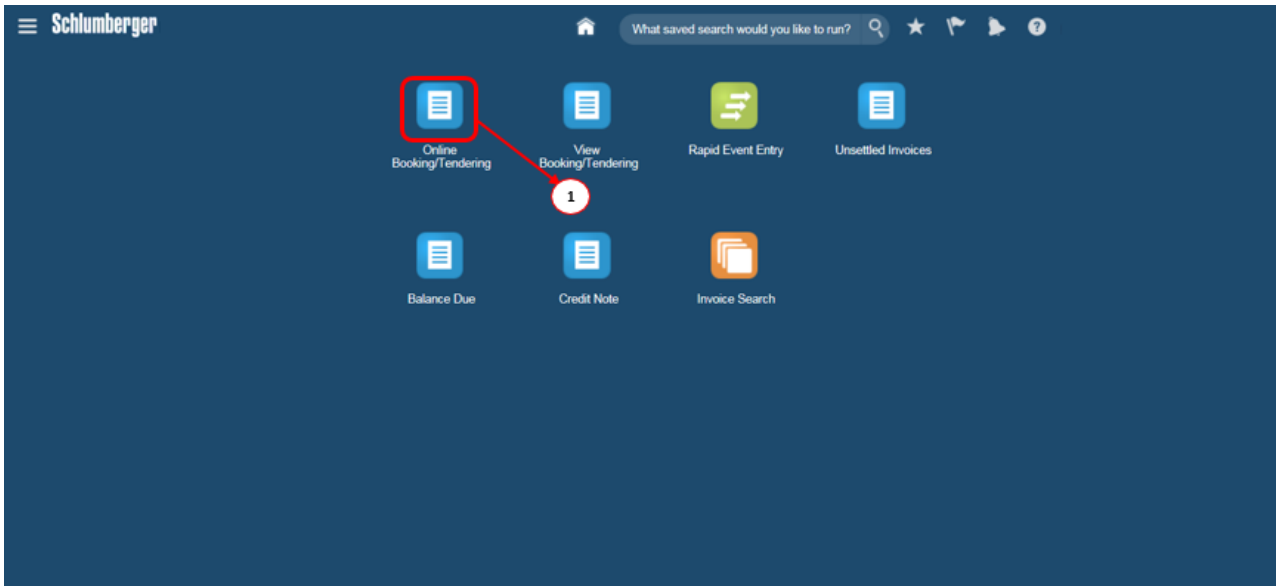
Prerequisites

Shipments must be tendered by the Logistcis Processor to the carrier

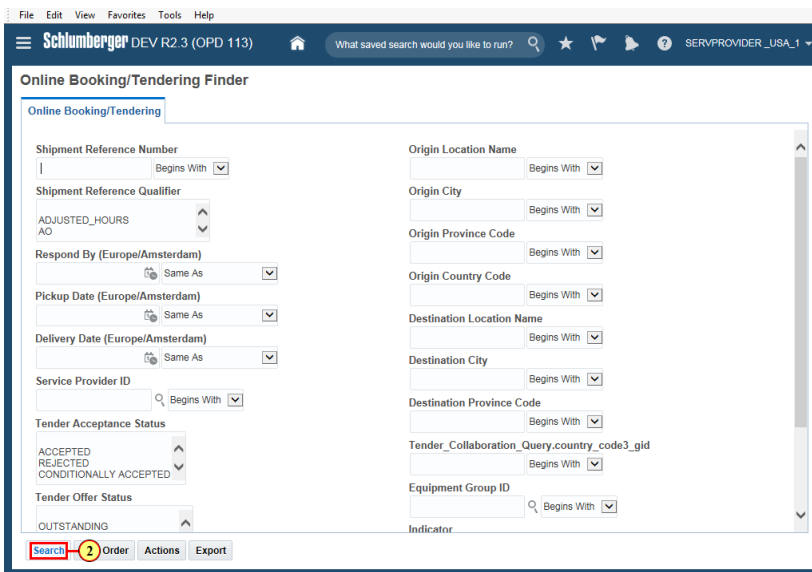
Transaction

NA

Procedure



1. Click **Online booking/Tendering**.



2. Click **Search**.

Online Booking/Tendering Total Found: 4

Actions	ID	Shipment Gid	Indicator	Tender Type	Tender Offer Status	Tender Accep
<input type="checkbox"/>	36619884	SLBITT.SH_1000071588	○	Spot Bid	TENDER OPEN	
<input type="checkbox"/>	36619880	SLBITT.SH_1000071585	○	Ordinary	OUTSTANDING	NO RESPONSE
<input type="checkbox"/>	36619883	SLBITT.SH_1000071584	○	Ordinary	OUTSTANDING	NO RESPONSE
<input type="checkbox"/>	36619883	SLBITT.SH_1000071582	○	Ordinary	OUTSTANDING	NO RESPONSE

3. Select the appropriate shipment ID that you are planning to decline. In this example, click [36619883](#).

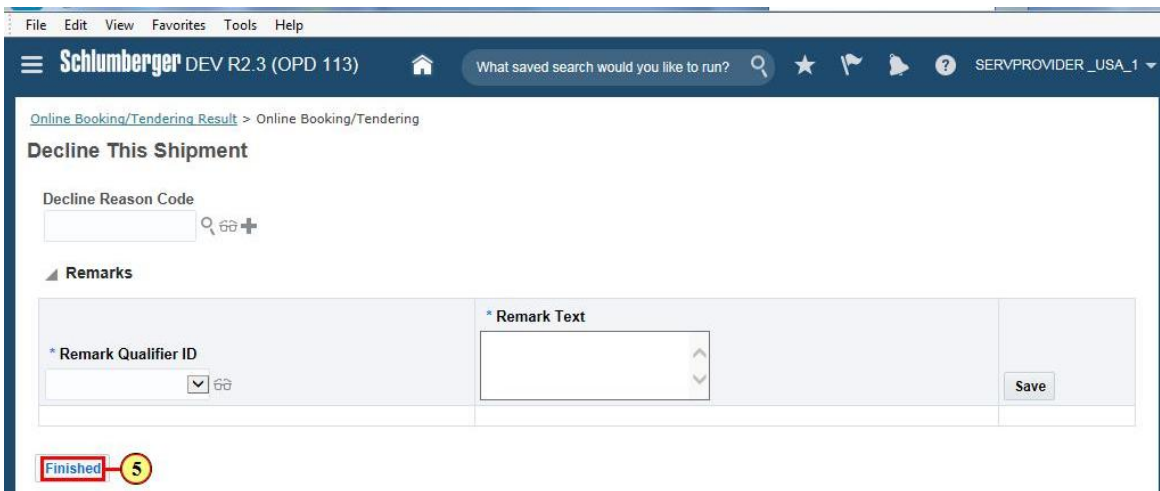
Online Booking/Tendering

Identification Shipment Equipment Stops Financials Involved Parties Mode Remarks Order Information Advanced Shipment Status

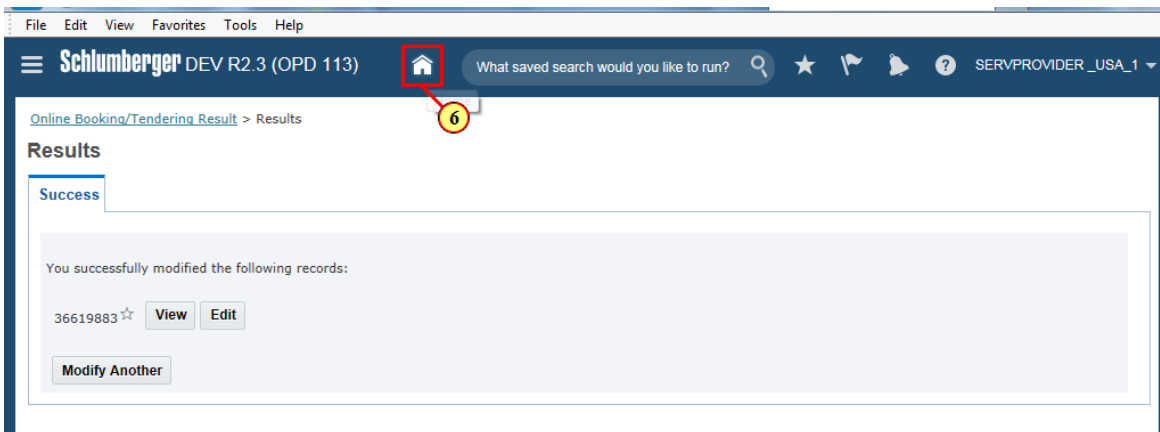
Tender Offer Status OUTSTANDING	Respond By 2018-05-08 22:15 Europe/Amsterdam	Service Provider ID SLBITT.100002672
Tender Acceptance Status NO RESPONSE	Responding User	Service Provider Name UNITED VISION LOGISTICS, LLC, DBA
	Pickup Date 2018-05-07 00:00 America/Denver	Tender Response Time
	Delivery Date 2018-05-07 01:21 America/Denver	
Total Weight	Total Volume	Hazardous Materials
Temperature Controlled △	Total Number of Stops 0	
Tender Type Ordinary	Total Net Weight	Total Net Volume
Tender ID 36619883	Loaded Distance	Unloaded Distance
Driver ID	Secondary Driver ID	Power Unit ID
Weight Utilization	Volume Utilization	Equipment Reference Unit Utilization

Accept Decline **4** Tender Performance Shipment

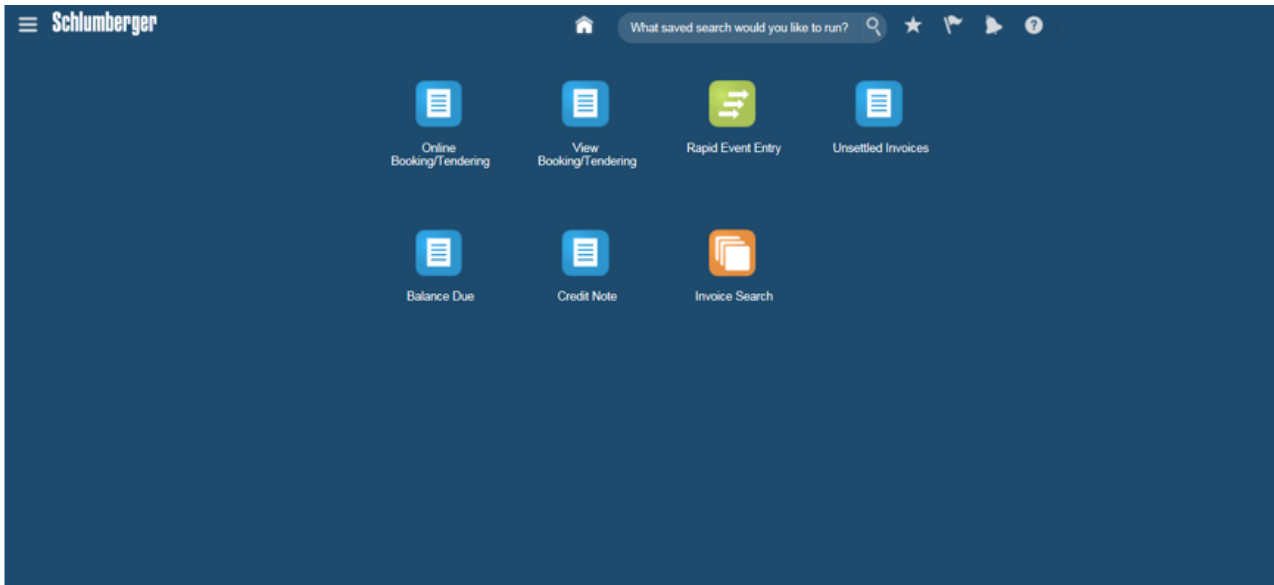
4. Click [Decline](#).



5. Click **Finished**.



6. Click **Home** .



Results

Congratulations, you have successfully declined a tender. You can also add any decline reason if you want.